



# WM20 WALL-MOUNTED THERMOMETER AND HYGROMETER



## Operating Instructions

Product code:







**825-882**

**INSTRUMENT OPERATION**

- ☰ Menu key: Enter the function options
- ▲ Up key: Adjust the setting value and option
- ▼ Down key: Adjust the setting value and option
- ⊕ Confirm key: Confirm the setting function

**INSTRUMENT CALIBRATION** - In the display temperature and humidity interface, press the ▲ and ▼ keys simultaneously for three seconds to enter the menu setting (short press the ▲ key to enter the corresponding options, and then short press ☰ key to enter the setting, short press the ▲ or ▼ key to adjust, and then press the ⊕ key to save.

SHOW ITEM	BUTTON FUNCTION	RANGES	DEFAULTS	REMARK
1CE	Temperature correction	-10.0 - 10.0 °C	0.0	Increase/decrease temperature value
2HE	Humidity correction	-20.0 - 20.0 %rh	0.0	Increase/decrease temperature value
3dF	Restore factory defaults	ON/OFF	OFF	Restore default parameters
4FE	Version number			

**FUNCTION SETTINGS** - In the temperature and humidity display interface, press the  key to enter the following settings (short press the  key to enter the corresponding selection then press  briefly to enter the setting, press the  or  keys briefly to adjust, and then press  key to save).

SHOW ITEMS	KEY FUNCTIONS	VALUE RANGE AND DESCRIPTION	DEFAULT
<i>1CH</i>	Upper limit of temperature alarm	(High temperature alarm value+1) 80 °C	<b>80.0</b>
<i>2CL</i>	Lower limit of temperature alarm	(Low temperature alarm value-1) -40 °C	<b>-40</b>
<i>3HH</i>	Humidity alarm upper limit	(High humidity alarm value+1) 99 %rh	<b>99.9</b>
<i>4HL</i>	Lower limit of humidity alarm	(Low humidity alarm value-1) 0.1 %rh	<b>1.0</b>
<i>5AL</i>	Alarm switch	ON/OFF	<b>OFF</b>
<i>6Ad</i>	FUNCTIONS NOT APPLICABLE	1-254	<b>001</b>
<i>7Br</i>	FUNCTIONS NOT APPLICABLE	2.4/4.8/9.6/19.2	<b>9.6</b>

**ALARM** - To manage the alarm function (SAL), you can switch it on or off and set the upper and lower limits for temperature and relative humidity (RH) using the function settings (ICH, 2CL, 3HH, 4HL).

When the alarm is activated and either the upper or lower limit is reached for temperature (°C) or relative humidity (%RH), the LCD display will flash, and an audible alarm will sound. To silence the audible alarm, press any button on the rear control panel. Please note that silencing the alarm is temporary; it will reactivate if the temperature or humidity does not return to within the set parameters again.

**GUARANTEE** - This instrument carries a one-year guarantee against defects in either components or workmanship. During this period, products that prove to be defective will, at the discretion of ETI, be either repaired or replaced without charge. The product guarantee does not cover damage caused by fair wear and tear, abnormal storage conditions, incorrect use, accidental misuse, abuse, neglect, misapplication or modification. Full details of liability are available within ETI's Terms & Conditions of Sale at etiltd.com. In line with our policy of continuous development, we reserve the right to amend our product specification without prior notice.



Supplied by  
Electronic Temperature Instruments Ltd  
Worthing · West Sussex · BN14 8HQ  
01903 202151 · sales@etiltd.com · etiltd.com



825-882/04.06.25